



Push Side Fitting TS11205

TEL: +44 (0) 1246 261 491 | www.rutlanduk.co.uk



Operations and
Maintenance Manual



3rd Party
Certification



110°
Open Angle



Two-Stage
Speed Regulation



1812



1720



35
YEARS
WARRANTY



1250mm
Max door width



110Kg
Max door weight

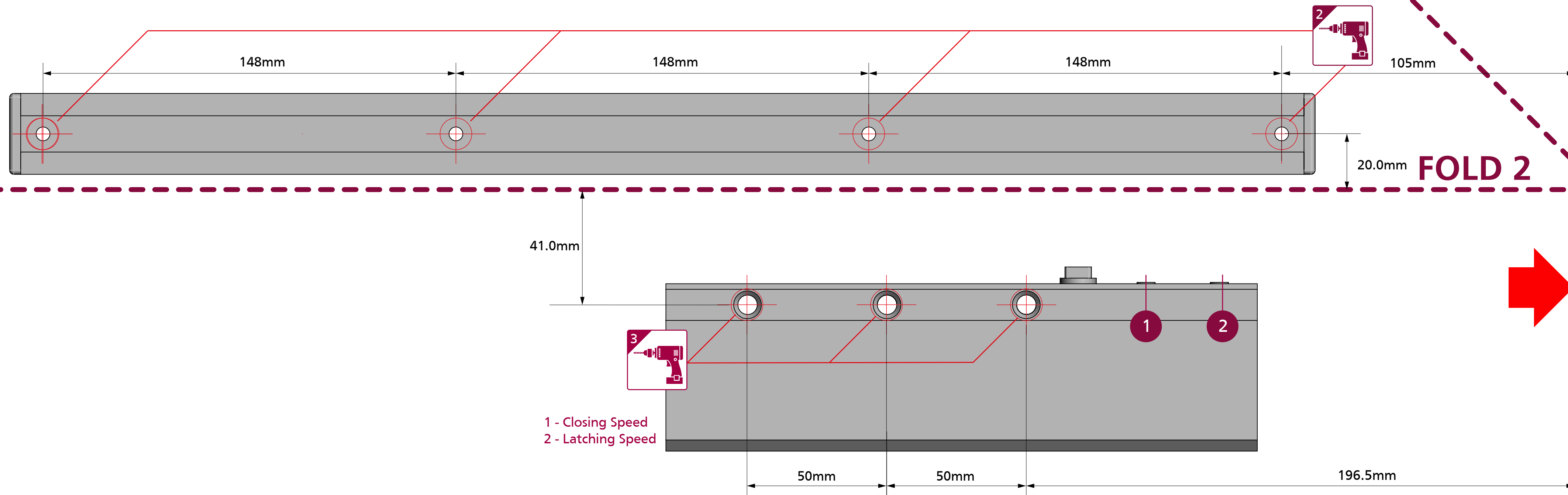
BS EN 1154

3 8 2 1 1 3

PRINT TO A2 PAPER SIZE FOR 1:1 SCALE

FOLD 1

FOLD 2



1 - Closing Speed
2 - Latching Speed

EN 2 - 5 Power Size

No of turns	EN Size	Max door width		Kg
-3	2 ^A	850mm	110°	45
0*	3	950mm	110°	60
+4	4	1100mm	110°	80
+7	5	1250mm	110°	110

*FACTORY PRE-SET
A - EN2 NOT SUITABLE FOR FIRE DOOR

IMPORTANT NOTES:
DELAYED ACTION & BACK CHECK (DABC) VALVES ARE NOT STANDARD, THESE ARE OPTIONAL.
FOR UNINSULATED STEEL DOORS IP.95M MUST BE USED.
THE PINION BOLT MUST BE TIGHTENED TO 12Nm.


A MECHANICAL DOOR CLOSER IS NOT DESIGNED TO OVERCOME POOR FITTING, EXCESSIVE AIR PRESSURES OR BINDING SMOKE AND WEATHER SEALS. EXCESSIVE AIR PRESSURES CAN BE CREATED BY THROUGH DRAFT, BY AIR CONDITIONING, BY SMALL ROOMS WITHOUT VENTILATION, OR WHERE NO AIR TRANSFERS GRILLS ARE FITTED. MECHANICAL DOOR CLOSERS ARE DESIGNED TO CLOSE THE STATED AND TESTED SPECIFICATION OF DOOR WEIGHT AND DOORSETS/DOOR ASSEMBLIES WHEN DOORS ARE FITTED WITH CORRECT GAPS AND NOT BINDING ON SEALS. IF YOU ENCOUNTER PROBLEMS WITH DOORS NOT CLOSING PLEASE WATCH OUR "6 WAYS TO TROUBLESHOOT A DOOR CLOSER" VIDEO ONLINE. WHERE DOORS ARE NOT CLOSING DUE TO AIR PRESSURES THEN PROFESSIONAL ADVICE FROM AN AUTHORISED INSTALLER IS RECOMMENDED TO FIT TESTED AND THIRD PARTY CERTIFIED AIR TRANSFER GRILLS AND/OR AUTOMATIC DOOR OPERATORS.
NOTE: BC VALVES ARE DESIGNED TO ASSIST BACK-CHECK AND DO NOT REPLACE THE REQUIREMENT FOR CORRECTLY FITTED DOORSTOPS OR SAFETY BARRIERS.

FURTHER WARRANTY INFORMATION: <https://www.rutlanduk.co.uk/rutland-warranty>

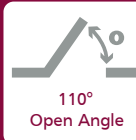


Push Side Fitting TS11205

TEL: +44 (0) 1246 261 491 | www.rutlanduk.co.uk



Operations and
Maintenance Manual



BS EN 1154

3 8 2 1 1 3

FOLD 1

FOLD 2

105mm

148mm

148mm

148mm

20.0mm

41.0mm

196.5mm

50mm

50mm

1 - Closing Speed
2 - Latching Speed

1

2

4

3

3

OPTIONAL

EN 2 - 5 Power Size



No of turns

-3

0*

+4

+7



EN Size

2^A

3

4

5



Max door width

850mm

950mm

1100mm

1250mm



110°

110°

110°

110°



Max weight

45

60

80

110

*FACTORY PRE-SET
A - EN2 NOT SUITABLE FOR FIRE DOOR

IMPORTANT NOTES:
DELAYED ACTION & BACK CHECK (DABC) VALVES ARE NOT STANDARD, THESE ARE OPTIONAL.
FOR UNINSULATED STEEL DOORS IP.95M MUST BE USED.
THE PINION BOLT MUST BE TIGHTENED TO 12Nm.

A MECHANICAL DOOR CLOSER IS NOT DESIGNED TO OVERCOME POOR FITTING, EXCESSIVE AIR PRESSURES OR BINDING SMOKE AND WEATHER SEALS. EXCESSIVE AIR PRESSURES CAN BE CREATED BY THROUGH DRAFT, BY AIR CONDITIONING, BY SMALL ROOMS WITHOUT VENTILATION, OR WHERE NO AIR TRANSFERS GRILLS ARE FITTED. MECHANICAL DOOR CLOSERS ARE DESIGNED TO CLOSE THE STATED AND TESTED SPECIFICATION OF DOOR WEIGHT AND DOORSETS/DOOR ASSEMBLIES WHEN DOORS ARE FITTED WITH CORRECT GAPS AND NOT BINDING ON SEALS. IF YOU ENCOUNTER PROBLEMS WITH DOORS NOT CLOSING PLEASE WATCH OUR "6 WAYS TO TROUBLESHOOT A DOOR CLOSER" VIDEO ONLINE. WHERE DOORS ARE NOT CLOSING DUE TO AIR PRESSURES THEN PROFESSIONAL ADVICE FROM AN AUTHORISED INSTALLER IS RECOMMENDED TO FIT TESTED AND THIRD PARTY CERTIFIED AIR TRANSFER GRILLS AND/OR AUTOMATIC DOOR OPERATORS.

NOTE: BC VALVES ARE DESIGNED TO ASSIST BACK-CHECK AND DO NOT REPLACE THE REQUIREMENT FOR CORRECTLY FITTED DOORSTOPS OR SAFETY BARRIERS.

FURTHER WARRANTY INFORMATION: <https://www.rutlanduk.co.uk/rutland-warranty>