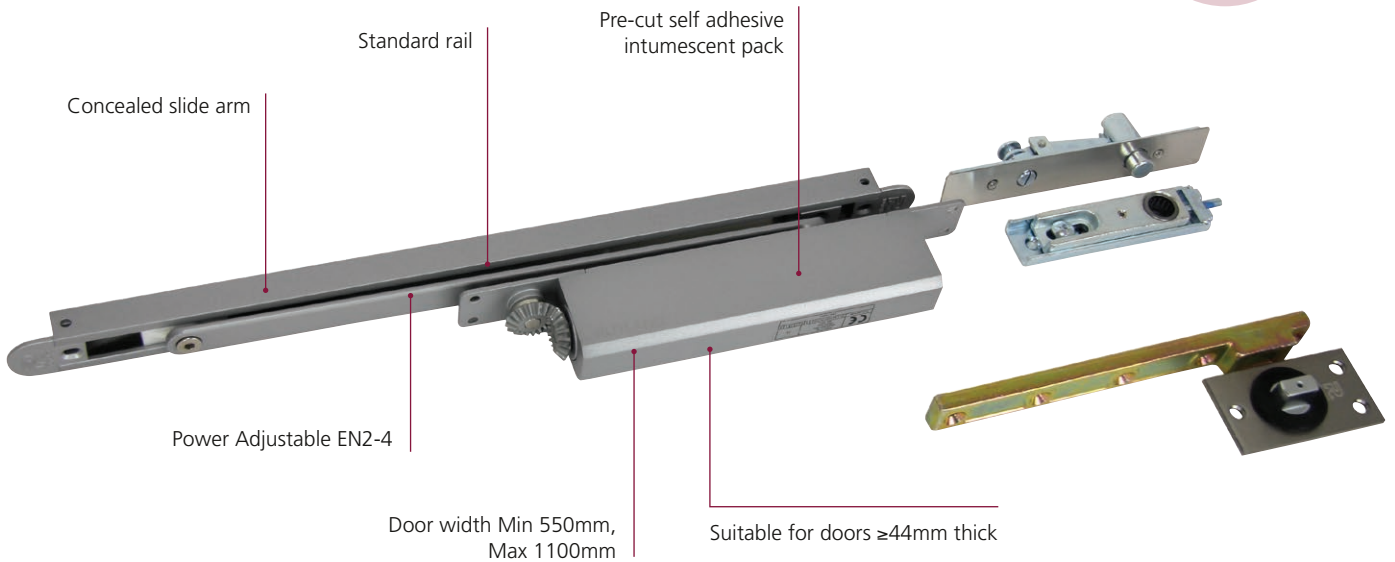


ITS.11204.DAX.FL

# Concealed Standard Rail Double Action - Floor Mounted

Power  
Adjustable  
EN2-4 by  
Spring



Silver (SE)\*  
\*SS Pivots



Satin Nickel Plate (SNP)

## Product Overview

- ✓ Variable power size EN 2-4
- ✓ CE marked
- ✓ Concealed cam and roller mechanism
- ✓ Universal fitting
- ✓ Standard rail
- ✓ Corrosion Grade 3 – Recommended for internal use
- ✓ Easy kit codes makes ordering simple
- ✓ Double action
- ✓ Easy to read instructions, saving over 12 minutes fitting time

## Specification Overview




Fire Tested  
to EN1634



Max Door Weight  
up to 80kg



Opening Angle  
110°



Door Width  
550-1100mm



Min Door  
Thickness 44mm



Adjustable  
Closing Speed



11204250CP  
R071118



Double  
Action



Power Size  
EN2-4



Adjustable  
Latch Speed



Guarantee\*



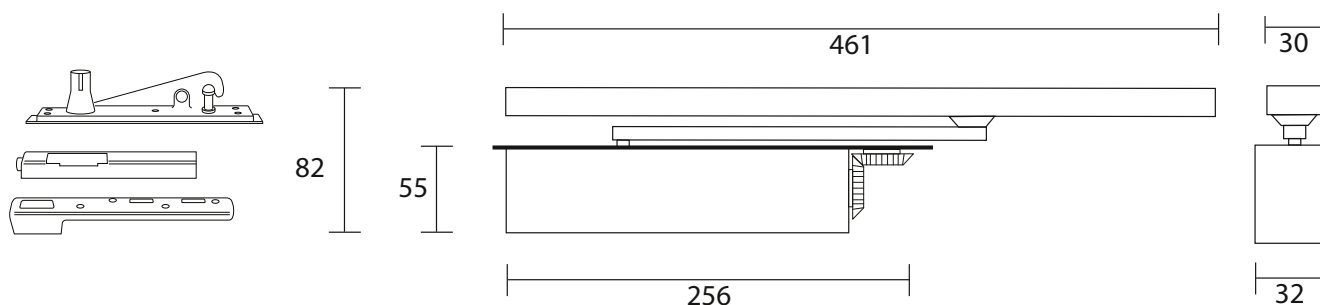
Min Door  
835mm



Rut Lock



All dimensions shown are in mm.



For fitting instructions see website - [www.rutlanduk.co.uk](http://www.rutlanduk.co.uk)

## Technical Information

### BS EN 1154 Classification

ITS.11204 door closers have been independently tested to conform with the EN 1154 performance standard. They are CE marked and classified as follows:

3	8	$\frac{2}{4}$	1	1	3
---	---	---------------	---	---	---

### BS EN 1634 Fire Test

ITS.11204 closers have been tested to EN 1634 requirements up to 60 minutes – please specify intumescent gasket IP.114. Test certificates are available on request.

### FIRE DOORS

Intumescent and smoke seals **MUST** be used on fire doors – please enquire for latest testing details.

\*Guarantee for mechanism only.












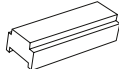


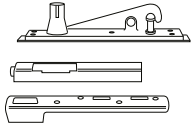



### ITT Timber Leaf & Timber Frame:

May be fitted in previously tested single-acting, latched or unlatched, intumescent sealed timber door and timber frame assemblies.

## Options

- Mechanical hold open slide rail (*Not to be used on fire doors. Not covered by CE*)

# ITS.11204.DAX.FL Components

Description	EN Size	Finish	Re-order Code	Product Code	Box Qty
 <b>FIRE RATED</b> Double Action-ITS.11204 concealed standard rail slide arm door closer	2-4	Silver 	<b>12522</b>	ITS.11204.DAX.FLFR.SE	10
		Satin Nickel 	<b>12531</b>	ITS.11204.DAX.FLFR.SNP	10
 <b>NON-FIRE RATED</b> Double Action-ITS.11204 concealed standard rail slide arm door closer	2-4	Silver 	<b>12532</b>	ITS.11204.DAX.FL.SE	10
		Satin Nickel 	<b>12533</b>	ITS.11204.DAX.FL.SNP	10
 ITS.11204 Mechanism only	2-4	Silver 	<b>11165</b>	ITS.11204	10
 ITS.11204 concealed door closer-to-slide arm complete with single action connector bar - CB.4	-	Silver 	<b>11996</b>	SA.2.4.SE	25
		Satin Nickel 	<b>11997</b>	SA.2.4.SNP	25
 Cushion stop	-	-	<b>11249</b>	SA.CS	50
 Hold open facility (Not for Fire Doors)	-	-	<b>11251</b>	SA.HO	50
 Slide Arm Block	-	-	<b>11236</b>	SA.1.BLOCK	1
Standard Rail Intumescent Pack	-	-	<b>11161</b>	IP.114	100
 Double Action Pivot Set	-	Stainless Steel and Polished Brass 	<b>12057</b>	PS.190.SS.PB	10
Intumescent Pack for PS.190	-	-	<b>12204</b>	IP.190	10
 Floor Mount Spindle Bearing	-	Silver 	<b>11226</b>	PS.260	10